


TOOLS FOR INSTALLING SMART GLASS FILM IN ADHESIVE WAY

BY PETER SHIN LIN WWW.CNCNEXT.COM WWW.HELLOGLASS.COM



Scraper: to clean glass before installing smart glass film



Glove: to protect hands




Ethanol(70-90%): to clean glass, smart film and over flow SUNLIGHT glue



Lint Free Clean Tissue: to clean windows and smart glass film



Lint Free Cloth: to clean windows and smart glass film




Transparent Tape: to seal smart film onto windows



Fabric Tape: to pick up dust if necessary



Special SUNLIGHT Glue: to adhere smart glass film



Dropper: to drop SUNLIGHT glue



Soft Roller: to roll the smart glass film onto windows



UV Light: to solidify the SUNLIGHT glue faster



Insulating Tape: to cover wire and busbar



Power Device&Remote: to adjust the voltage for smart glass film, and control smart glass film



All rights reserved by CNC-INTERLAYER TECH:
[1] CNC-Force® EVA INERLAYER FOR ARCHITECTURAL LAMINATED GLASS
[2] CNC-Smart® SMART FILM FOR PRIVACY SWITCHABLE GLASS
[3] CNC-Shield® PVB INTERLAYER FOR AUTOMOTIVE WINDSHIELD GLASS
Web: www.CNCnext.com
Mail: cnc@cncnext.com
benext77@gmail.com /
benext77@hotmail.com